
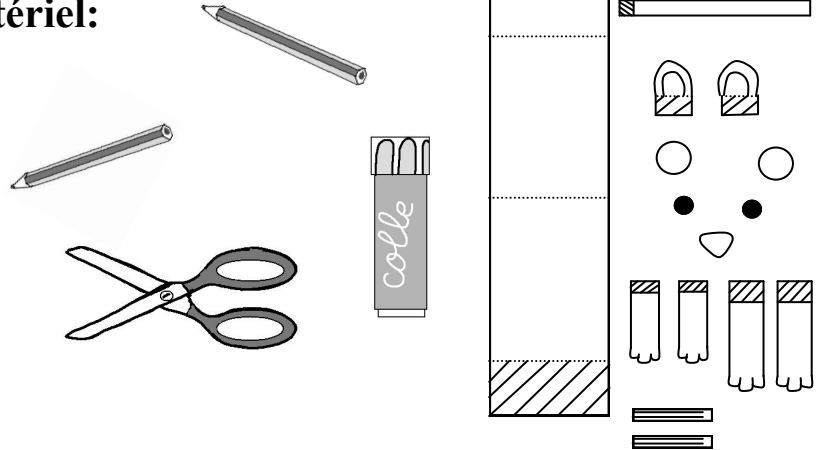



Le chat



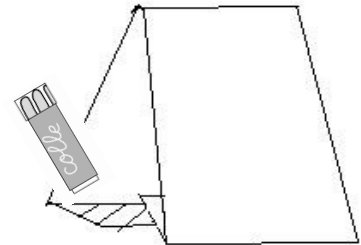
Matériel:



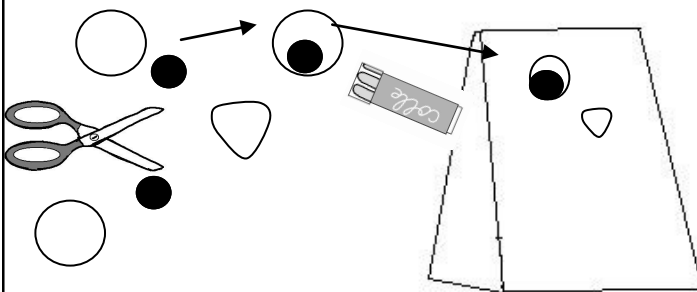
1- Découpe le corps du chat.




2 - Plie sur les pointillés et colle les parties hachurées.




3 - Découpe les yeux , les pupilles et le museau . Colle-les.




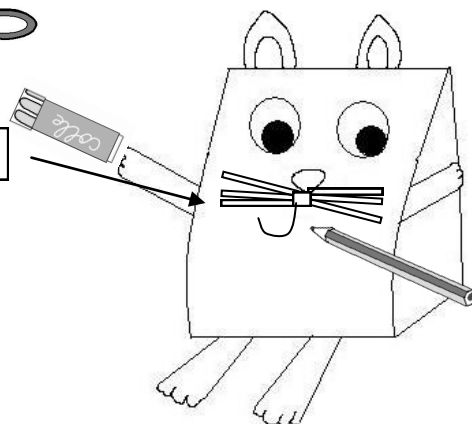
4 - Découpe les pattes et les oreilles et la queue.. Colle-les.



5- Découpe les moustaches.
D'abord le contour puis le long des lignes.



6- Colle les moustaches et dessine les babines .



7- Colorie.